

Significant Risk Solutions

On site
Training
Programs

1300 774 757

PREVENT • PREPARE • RESPOND • RECOVER

Contents

First Aid Skills:

| | |
|--|----|
| 1. Provide Cardiopulmonary Resuscitation (CPR) | 4 |
| 2. Apply First Aid | 5 |
| 3. First Aid in an Education and Care Setting | 6 |
| 4. Advanced First Aid | 7 |
| 5. Advanced Resuscitation and Oxygen Therapy | 8 |
| 6. Occupational First Aid | 9 |
| 7. Provide Pain Management | 10 |

Fire Safety Skills:

| | |
|---|----|
| 1. Respond to Workplace Emergency (Fire Extinguisher) | 12 |
| 2. Emergency Warden (Fire Warden) | 13 |
| 3. Chief Emergency Warden | 14 |
| 4. Facility Fire Safety Advisor | 15 |
| 5. Conduct Fire Team Operations | 16 |

Work At Heights Skills:

| | |
|---------------------------------|----|
| 1. Safe Work at Heights | 18 |
| 2. Heights Safety Supervisor | 19 |
| 3. Heights Safety Permit Issuer | 20 |
| 4. Suspended Worker Retrieval | 21 |
| 5. Vertical Rescue | 22 |

Work in Confined Spaces Skills:

| | |
|--------------------------------------|----|
| 1. Enter and Work in Confined Spaces | 24 |
| 2. Confined Space Sentry / Stand-by | 25 |
| 3. Confined Space Permit Issuer | 26 |
| 4. Open Circuit Breathing Apparatus | 27 |
| 5. Undertake Confined Space Rescue | 28 |
| 6. Gas Test Hazardous Atmospheres | 29 |

Notice: Commercial in Confidence

The contents of this document, and any attachments are provided solely for the information of authorised employees of the intended recipient organisation. The documents contain commercially confidential and/or privileged information and may be legally protected from disclosure to third parties. If you are not the intended recipient of this information or their agent, or if this information has been addressed to you in error, please immediately alert significant risk solutions by email and then delete this document and any attachments. If you are not the intended recipient, you are hereby notified that any use, dissemination, copying, or storage of this message or its attachments is strictly prohibited.

Electrical and Chemical Safety Skills:

| | |
|---|----|
| 1. Transport and Store Chemicals | 31 |
| 2. Respond to Hazardous Materials Spill | 32 |
| 3. Respond to Workplace Ammonia Emergency | 33 |
| 4. Electrical Equipment Test and Inspect | 34 |
| 5. Height Safety Equipment Test and Inspect | 35 |
| 6. Electrical Spotter | 36 |
| 7. Low Voltage Rescue + CPR | 37 |

Workplace Safety Skills

| | |
|--|----|
| 1. Construction Industry White Card (NSW) | 39 |
| 2. Health and Safety Representative initial training (NSW) | 40 |
| 3. Issue Work Permits | 41 |
| 4. Control Task / Job Site Hazards (Safe Worker) | 42 |
| 5. Identify, Control and Review Team Risk (Safe Team) | 43 |
| 6. Risk Management for Supervisors (Safe Leaders) | 44 |
| 7. Mining and Construction Supervisors Skills Set (G1,G8,G9) | 45 |
| 8. Conduct Health and Safety Investigations | 46 |
| 9. Collect Specimens for drugs of abuse testing | 47 |
| 10. Manual Handling | 48 |
| 11. Operate and Maintain Chainsaws | 49 |

Emergency Response Team Skills:

| | |
|--|----|
| 1. Certificate 2 Public Safety (Firefighting and Emergency Operations) | 51 |
| 2. Certificate 3 Public Safety (Firefighting and Emergency Operations) | 52 |
| 3. Certificate 3 Emergency Response and Rescue (Mining) | 53 |

Notice: Commercial in Confidence

The contents of this document, and any attachments are provided solely for the information of authorised employees of the intended recipient organisation. The documents contain commercially confidential and/or privileged information and may be legally protected from disclosure to third parties. If you are not the intended recipient of this information or their agent, or if this information has been addressed to you in error, please immediately alert significant risk solutions by email and then delete this document and any attachments. If you are not the intended recipient, you are hereby notified that any use, dissemination, copying, or storage of this message or its attachments is strictly prohibited.

First Aid Skills

Foundation

Foundation skills suitable for everyone interested in saving a life due to sudden cardiac arrest.

1

Provide Cardiopulmonary Resuscitation (CPR)

Basic

Basic first aid skills suitable for both use at home, in the community or for work.

2

Apply First Aid

3

First Aid in an Education or Care Setting

Advanced

Advanced first aid skills suitable for higher risk environments or for roles as a workplace first aid officer.

4

Advanced First Aid

5

Advanced Resuscitation and Oxygen Therapy

6

Occupational First Aid

7

Provide Pain Management



SRS is a member of the National Institute of First Aid Trainers to access the latest industry developments.

1

Cardiopulmonary Resuscitation (CPR)



Significant Risk Solutions



| | | | |
|--------------------------|--|---|---------|
| Delivery: | Face to face | | |
| Units of competency: | HLTAID009 – Provide cardiopulmonary resuscitation | | |
| Refresher requirement: | 12 monthly | Trainers required: | 1 |
| Class size: | 12 | Processing fee per participant: (Ex GST): | \$11.00 |
| Class fee (Ex GST): | \$1000.00 | Night loading: \$450 for courses between 1800 & 0600hrs | |
| Individual fee (Ex GST): | \$95.00 | | |
| Resources provided: | <ul style="list-style-type: none">• Digital manual (or) printed manual.• Required training consumables.• Digital certificate if deemed competent.• Simulators, training aids and moulage resources for scenarios. | | |
| Description: | <p>In this course, participants will learn skills, in line with the Australian Resuscitation Council guidelines on:</p> <ul style="list-style-type: none">• How to use an automated external defibrillator (AED).• How to recognise and assess a cardiac emergency.• How to call for medical assistance and perform Cardiopulmonary Resuscitation (CPR).• How to increase the chance of survival for an unconscious person not breathing normally.• How to rotate first aiders with minimal interruptions to compressions.• How to convey accurate incident details when handing the casualty to emergency services.• How to review an incident, to recognise any psychological impacts on self and other rescuers.• How to seek help if required and for improvement of own personal skills and response times. <p>Online and blended learning options also available.</p> | | |
| Time required: | Initial Training: 120 mins + Assessment: 60 mins = Total: 3hrs Yearly Refresher: 120 mins + Assessment: 60 mins = Total: 3hrs | | |
| Venue requirements | <ul style="list-style-type: none">• 4 – 6 square meters of clear floor space per participant.• Table / desk and chair available per participant.• Power outlets and clear wall space for data projector and laptop.• Access to toilets and amenities. | | |

2

Apply First Aid



| | | | |
|--------------------------|--|---|------|
| Delivery: | Face to face | | |
| Units of competency: | HLTAID009 – Provide cardiopulmonary resuscitation. HLTAID010 – Provide basic emergency life support. HLTAID011 – Provide First Aid. | | |
| Refresher requirement: | HLTAID009 = 12 Monthly HLTAID010 / 011 = 3 Yearly | Trainers required: | 1 |
| Class size: | 12 | Processing fee per participant: (Ex GST): | \$24 |
| Class fee (Ex GST): | \$1,550.00 | Night loading: \$450 for courses between 1800 & 0600hrs | |
| Individual fee (Ex GST): | \$165.00 | | |
| Resources provided: | <ul style="list-style-type: none">• Digital manual (or) printed manual.• Required training consumables.• Digital certificate if deemed competent.• Simulators, training aids and moulage resources for scenarios. | | |
| Description: | <p>Participants will learn skills, in line with the Australian Resuscitation Council guidelines on:</p> <ul style="list-style-type: none">• Roles and responsibilities of the first aider.• The DRSABCD action plan and responding to an emergency.• Managing unconscious casualties.• Cardiopulmonary resuscitation (CPR) and using a defibrillator (AED).• Infection control / Wound and bleeding management.• Diabetes / Asthma / Anaphylaxis.• Heart attack / Stroke.• Fractures and dislocations / Sprains and strains.• Head and facial injuries / Spinal injuries.• Medical emergencies / Choking.• Abdominal and chest injuries.• Burns / Heat and cold induced conditions.• Poisoning management / Bites and stings. <p>Online and blended learning options also available.</p> | | |
| Time required: | Initial Training: 420 mins + Assessment: 30 mins = Total: 7.5hrs Full Refresher: 420 mins + Assessment: 30 mins = Total: 7.5hrs Yearly CPR Refresher: 120 mins + Assessment: 60 mins = Total: 3hrs | | |

3

First Aid in an Education and Care Setting




| | | | |
|--------------------------|---|---|------|
| Delivery: | Face to face | | |
| Units of competency: | HLTAID012 - Provide First Aid in an education and care setting. HLTAID011 - Provide First Aid. HLTAID009 - Provide cardiopulmonary resuscitation. HLTAID010 - Provide basic emergency life support. | | |
| Refresher requirement: | HLTAID009 = 12 Monthly All other units 3 yearly | Trainers required: | 1 |
| Class size: | 12 | Processing fee per participant: (Ex GST): | \$30 |
| Class fee (Ex GST): | \$1,650.00 | Night shift not available. | |
| Individual fee (Ex GST): | \$175.00 | | |
| Resources provided: | <ul style="list-style-type: none">• Digital manual (or) printed manual.• Required training consumables.• Digital certificate if deemed competent.• Simulators, training aids and moulage resources for scenarios. | | |
| Description: | <p>This course provides practical training for workers within an education and care setting in line with the Australian Resuscitation Council guidelines on:</p> <ul style="list-style-type: none">• Roles and responsibilities of the first aider in an education and care setting.• The DRSABCD action plan and responding to an emergency.• Managing unconscious casualties.• Cardiopulmonary resuscitation (CPR) and using a defibrillator (AED).• Infection control / Wound and bleeding management.• Diabetes / Asthma / Anaphylaxis.• Heart attack / Stroke.• Fractures and dislocations / Sprains and strains.• Head and facial injuries / Spinal injuries.• Medical emergencies / Choking.• Abdominal and chest injuries.• Burns / Heat and cold induced conditions.• Poisoning management / Bites and stings. | | |
| Time required: | Initial Training: 420 mins + Assessment: 30 mins = Total: 7.5hrs Full Refresher: 420 mins + Assessment: 30 mins = Total: 7.5hrs Yearly CPR Refresher: 120 mins + Assessment: 60 mins = Total: 3hrs | | |

4

Advanced First Aid



| | | | |
|--------------------------|--|---|------|
| Delivery: | Face to face | | |
| Units of competency: | HLTAID014 - Provide Advanced First Aid HLTAID009 - Provide cardiopulmonary resuscitation. HLTAID010 - Provide basic emergency life support. HLTAID011 - Provide First Aid | | |
| Refresher requirement: | HLTAID009 = 12 Monthly HLTAID014/ 10/ 11 = 3 Yearly | Trainers required: | 1 |
| Class size: | 8 | Processing fee per participant: (Ex GST): | \$32 |
| Class fee (Ex GST): | \$2,550.00 | Night shift not available. | |
| Individual fee (Ex GST): | \$365.00 | | |
| Resources provided: | <ul style="list-style-type: none">• Digital manual (or) printed manual.• Required training consumables.• Digital certificate if deemed competent.• Simulators, training aids and moulage resources for scenarios. | | |
| Description: | <p>Situations such as multiple casualty incidents, having to move or extricate casualties, or treating potentially fatal injuries require practical “simulated” real-life scenarios, designed to help learners gain the confidence to coordinate and manage a complex emergency, including:</p> <ul style="list-style-type: none">• Perform CPR on an adult and infant (incl. The use of an AED).• Manage a casualty with anaphylaxis or Asthma.• Manage a choking casualty.• Manage a casualty with life-threatening bleeding.• Manage a casualty with fractures or dislocations.• Manage a casualty with a sprain and strain.• Manage a casualty with snake/ funnel-web spider bite.• Coordinate a multiple casualty incident (including triage). | | |
| Time required: | Initial Training: 900 mins + Assessment: 60 mins = Total: 16hrs (2 Days) Full refresher: 900 mins + Assessment: 60 mins = Total: 16hrs (2 Days) Yearly CPR Refresher: 120 mins + Assessment: 60 mins = Total: 3hrs | | |
| Venue requirements | <ul style="list-style-type: none">• 4 – 6 square meters of clear floor space per participant.• Table / desk and chair available per participant.• Power outlets and clear wall space for data projector and laptop.• Access to toilets and amenities. | | |



| | | | |
|--------------------------|--|---|------|
| Delivery: | Face to face | | |
| Units of competency: | HLTAID015 - Provide Advanced Resuscitation and Oxygen Therapy HLTAID009 - Provide cardiopulmonary resuscitation | | |
| Refresher requirement: | HLTAID009 = 12 Monthly HLTAID015 = 3 Yearly | Trainers required: | 1 |
| Class size: | 8 | Processing fee per participant: (Ex GST): | \$32 |
| Class fee (Ex GST): | \$1,550.00 | Night loading: \$450 for courses between 1800 & 0600hrs | |
| Individual fee (Ex GST): | \$235.00 | | |
| Resources provided: | <ul style="list-style-type: none">• Digital manual (or) printed manual.• Required training consumables.• Digital certificate if deemed competent.• Simulators, training aids and moulage resources for scenarios. | | |
| Description: | <p>This course will provide participants with the skills and knowledge to effectively operate advanced resuscitation and oxygen equipment, Including:</p> <ul style="list-style-type: none">• D-R-S-A-B-C-D.• Cardiopulmonary Resuscitation (CPR).• Recovery position.• Oxygen therapy.• Oxygen powered resuscitation.• Oxygen manual resuscitation (BVM's).• Oropharyngeal (OP) airways and Suction equipment.• Automatic external defibrillators use and safety.• Semi-automatic external defibrillators.• Use of suction devices to remove airway obstructions.• This course has a pre-requisite (HLTAID011). | | |
| Time required: | Initial Training: 300 mins + Assessment: 30 mins = Total: 5.5hrs Full refresher: 300 mins + Assessment: 30 mins = Total: 5.5hrs Yearly CPR Refresher: 120 mins + Assessment: 60 mins = Total: 3hrs | | |
| Venue requirements | <ul style="list-style-type: none">• 4 – 6 square meters of clear floor space per participant.• Table / desk and chair available per participant.• Power outlets and clear wall space for data projector and laptop.• Access to toilets and amenities. | | |



| | | | |
|--------------------------|---|---|------|
| Delivery: | Face to face | | |
| Units of competency: | HLTSS00027 – Occupational First Aid Skill Set: HLTAID014 - Provide Advanced First Aid. HLTAID016 - Manage first aid services and resources. HLTAID011 - Provide First Aid. HLTAID015 - Provide advanced resuscitation and oxygen therapy. HLTAID010 - Provide basic emergency life support. HLTAID009 - Provide cardiopulmonary resuscitation. | | |
| Refresher requirement: | HLTAID009 = 12 Monthly All other units 3 yearly | Trainers required: | 2 |
| Class size: | 8 | Processing fee per participant: (Ex GST): | \$65 |
| Class fee (Ex GST): | \$4,850.00 | Night shift not available. | |
| Individual fee (Ex GST): | \$600.00 | | |
| Resources provided: | <ul style="list-style-type: none">• Digital manual (or) printed manual.• Required training consumables / Simulators, training aids and moulage resources for scenarios.• Digital certificate if deemed competent. | | |
| Description: | <p>This course is appropriate for people who are either employed in, or intending to become employed in, nominated occupational first aider roles.</p> <p>The course provides simulated real-life scenarios for a set of skills to provide advanced first aid, oxygen therapy, advanced resuscitation, ongoing monitoring and care after treatment, handover of the casualty to emergency services and incident debriefing or evaluation to improve future operations, address individual needs recognising psychological impacts and seeking help as required.</p> | | |
| Time required: | Initial Training: 1200 mins+ Assessment: 240 mins= Total: 24hrs (3 days) Full refresher: 1200 mins+ Assessment: 240 mins= Total: 24hrs (3 days) | | |
| Venue requirements | <ul style="list-style-type: none">• 4 – 6 square meters of clear floor space per participant.• Table / desk and chair available per participant.• Power outlets and clear wall space for data projector and laptop.• Access to toilets and amenities. | | |



| | | | |
|--------------------------|---|---|------|
| Delivery: | Face to face | | |
| Units of competency: | PUAEME008 – Provide Pain Management | | |
| Refresher requirement: | 3 Yearly | Trainers required: | 1 |
| Class size: | 10 | Processing fee per participant: (Ex GST): | \$30 |
| Class fee (Ex GST): | \$1,750.00 | Night loading: \$450 for courses between 1800 & 0600hrs | |
| Individual fee (Ex GST): | \$175.00 | | |
| Resources provided: | <ul style="list-style-type: none">• Digital manual (or) printed manual.• Required training consumables.• Digital certificate if deemed competent.• Simulators, training aids and moulage resources for scenarios. | | |
| Description: | <p>This course is designed to provide the knowledge and skills required to administer analgesics to provide pain management as part of a medically supervised first responder organisation. Personnel from emergency services, volunteer organisations, workplace emergency response teams, remote work groups or organisations that provide a medically supervised first aid service often require this unit.</p> <p>It includes identifying the need for analgesia; accessing, preparing and administering restricted pain relief such as aspirin, ibuprofen, paracetamol, methoxyflurane (commonly referred to as the “green whistle”) and Entonox to medically endorsed protocols; performing casualty handovers and completing analgesic use requirements including a Drug Register.</p> <p>Participants must hold the pre-requisite unit HLTAD011</p> | | |
| Time required: | Initial Training: 300 mins+ Assessment: 30 mins= Total: 5.5hrs Full refresher: 300 mins+ Assessment: 30 mins= Total: 5.5hrs | | |
| Venue requirements | <ul style="list-style-type: none">• 4 – 6 square meters of clear floor space per participant.• Table / desk and chair available per participant.• Power outlets and clear wall space for data projector and laptop.• Access to toilets and amenities. | | |

Fire Safety Skills

Workers

Foundation skills suitable for everyone in a workplace who may be required to access and use fire extinguishers or equipment.

1

Respond to Workplace
Emergencies
(Fire Extinguishers)

Supervision

Skills required for workplace fire or emergency wardens to evacuate facilities and manage emergencies.

2

Emergency Warden
(Fire Warden)

Management

Advanced fire prevention, planning and risk management skills for nominated persons.

3

Chief Warden

Specialist

4

Facility Fire
Safety Advisor

5

Conduct Fire Team
Operations



SRS is a member of the Fire Protection Association of Australia and Licensed under the Fire Protection Accreditation Scheme (No IT54403)

1

Respond to Workplace Emergency (Fire Extinguisher)



| | | | |
|--------------------------|--|---|------|
| Delivery: | Face to face | | |
| Units of competency: | PUAFER008 – Confine small workplace emergencies (or) CPPFES2005 – Demonstrate First Attack Firefighting Equipment. | | |
| Refresher requirement: | 3 Yearly | Trainers required: | 1 |
| Class size: | 10 | Processing fee per participant: (Ex GST): | \$25 |
| Class fee (Ex GST): | \$1,500.00 | Night loading: \$450 for courses between 1800 & 0600hrs | |
| Individual fee (Ex GST): | \$150.00 | | |
| Resources provided: | <ul style="list-style-type: none">• Digital manual (or) Printed manual.• Required training consumables.• Digital certificate if deemed competent.• Simulators, Training Aids and Fire Safety Equipment. | | |
| Description: | <p>Participants in this course will learn how to:</p> <ul style="list-style-type: none">• Utilise portable fire suppression equipment to suppress small fires.• Utilise Installed fire hose reels.• Identify classes of fire and choose suitable fire suppression equipment.• Identify types of fire extinguishers.• To assess an emergency scene to determine the safest course of action.• How to apply the PASS and RACE techniques.• Assist with post emergency response activities.• Identify and act to avoid or control any associated hazards.• Identify and assess an emergency.• Report facility emergency response. <p>Note: clients have the option to request either real or simulated fire's to undertake hands on practice activities at their workplace when booking.</p> | | |
| Time required: | Initial Training: 150 mins + Assessment: 30 mins = Total: 3hrs Full Refresher: 150 mins + Assessment: 30 mins = Total: 3hrs | | |
| Venue requirements | <ul style="list-style-type: none">• Table / desk and chair available per participant.• Power outlets and clear wall space for data projector and laptop.• Access to toilets and amenities.• 15m2 outdoor area clear of combustible materials and access to water tap. | | |

2

Emergency Warden (Fire Warden / Area Warden / Floor Warden)



| | | | |
|--------------------------|---|---|------|
| Delivery: | Face to face | | |
| Units of competency: | PUAFER005 – Operate as part of an emergency control organisation PUAFER008 – Confine small workplace emergencies | | |
| Refresher requirement: | 3 Yearly | Trainers required: | 1 |
| Class size: | 10 | Processing fee per participant: (Ex GST): | \$35 |
| Class fee (Ex GST): | \$2,450.00 | Night loading: \$450 for courses between 1800 & 0600hrs | |
| Individual fee (Ex GST): | \$245.00 | | |
| Resources provided: | <ul style="list-style-type: none">• Digital manual (or) Printed manual.• Required training consumables.• Digital certificate if deemed competent.• Simulators, Training Aids and Fire Safety Equipment. | | |
| Description: | <p>Participants in this course will learn how to effectively:</p> <ul style="list-style-type: none">• Assist occupants who may require assistance.• Assist with post emergency response activities.• Contribute to facility emergency planning.• Give clear directions to occupants and visitors.• Use communications systems.• Wear required emergency control organisation identification.• Brief emergency services personnel.• Comply with legislation, industry standards, codes of practice.• Respond to emergency signals and warnings appropriately.• Communicate with occupants and emergency personnel.• Identify and act to avoid or control any associated hazards.• Identify and assess an emergency.• Report facility emergency response.• Use initial response equipment. | | |
| Time required: | Initial Training: 300 mins + Assessment: 60 mins = Total: 6hrs Full Refresher: 300 mins + Assessment: 60 mins = Total: 6hrs | | |
| Venue requirements | <ul style="list-style-type: none">• Table / desk and chair available per participant.• Power outlets and clear wall space for data projector and laptop.• Access to toilets and amenities.• 15m2 outdoor area clear of combustible materials and access to water tap. | | |



| | | | |
|--------------------------|--|---|------|
| Delivery: | Face to face | | |
| Units of competency: | PUAFER005 – Operate as part of an emergency control organisation. PUAFER006 – Lead an emergency control organisation. PUAFER008 – Confine small workplace emergencies | | |
| Refresher requirement: | 3 Yearly | Trainers required: | 1 |
| Class size: | 8 | Processing fee per participant: (Ex GST): | \$45 |
| Class fee (Ex GST): | \$2,640.00 | Night loading: \$450 for courses between 1800 & 0600hrs | |
| Individual fee (Ex GST): | \$330.00 | | |
| Resources provided: | <ul style="list-style-type: none">• Digital manual (or) Printed manual.• Required training consumables.• Digital certificate if deemed competent.• Simulators, Training Aids and Fire Safety Equipment. | | |
| Description: | Participants in this course will learn how to effectively: <ul style="list-style-type: none">• Initiate and control initial emergency response.• Assume the leadership role within an emergency.• Undertake and lead pre-emergency planning.• Identify and plan for occupants who may require assistance.• Assist with post emergency response activities.• Give clear directions to occupants and visitors.• Use communications systems.• Wear required emergency control organisation identification.• Brief emergency services personnel.• Comply with legislation, industry standards, codes of practice.• Respond to emergency signals and warnings appropriately.• Communicate with occupants and emergency personnel.• Identify and act to avoid or control any associated hazards.• Identify and assess an emergency.• Report facility emergency response.• Use initial response equipment. | | |
| Time required: | Initial Training: 420 mins + Assessment: 30 mins = Total: 7.5hrs Full Refresher: 420 mins + Assessment: 30 mins = Total: 7.5hrs | | |
| Venue requirements | <ul style="list-style-type: none">• Table / desk and chair available per participant.• Power outlets and clear wall space for data projector and laptop.• Access to toilets and amenities.• 15m2 outdoor area clear of combustible materials and access to water tap. | | |



| | | | |
|--------------------------|--|---|------|
| Delivery: | Face to face | | |
| Units of competency: | PUAFER001 - Identify, prevent, and report potential emergencies. PUAFER005 - Operate as part of an emergency control organisation. PUAFER002 - Ensure emergency prevention procedures, systems & processes are implemented. PUAFER006 - Lead an emergency control organisation. PUAFER004 - Respond to facility emergencies. PUAFER008 - Confine small emergencies in a facility | | |
| Refresher requirement: | N/A | Trainers required: | 1 |
| Class size: | 5 | Processing fee per participant: (Ex GST): | \$88 |
| Class fee (Ex GST): | \$4,400.00 | Night shift not available. | |
| Individual fee (Ex GST): | \$880.00 | | |
| Resources provided: | <ul style="list-style-type: none">• Digital manual (or) Printed manual.• Required training consumables.• Digital certificate if deemed competent. | | |
| Description: | <p>This course has been developed for individuals who are appointed in a Facility Fire Safety role or for individuals who are members of an ECO who are chief wardens, deputy chief wardens and communications officers, required to make decisions about the safety of occupants.</p> <p>Participants in this course will also learn how to effectively:</p> <ul style="list-style-type: none">• Understand roles and responsibilities.• Understand legislation relating to fire safety.• Identifying fire safety installations and equipment in a building.• Develop an awareness of records relating to fire safety.• Develop risk management strategies.• Emergency Planning Processes.• Conducting and Evaluating evacuation exercises and fire drills.• Operating emergency protection and emergency equipment. | | |
| Time required: | Initial Training: 720 mins + Assessment: 120 mins = Total: 14hrs (2 days) | | |
| Venue requirements | <ul style="list-style-type: none">• Table / desk and chair available per participant.• Power outlets and clear wall space for data projector and laptop.• Access to toilets and amenities.• 15m² outdoor area clear of combustible materials and access to water tap. | | |

5

Conduct Fire Team Operations



| | | | |
|--------------------------|---|---|------|
| Delivery: | Face to face | | |
| Units of competency: | RIIERR201E – Conduct Fire Team Operations | | |
| Refresher requirement: | N/A | Trainers required: | 2 |
| Class size: | 8 | Processing fee per participant: (Ex GST): | \$70 |
| Class fee (Ex GST): | \$7,400.00 | Night shift not available. | |
| Individual fee (Ex GST): | \$925.00 | | |
| Resources provided: | <ul style="list-style-type: none">• Digital manual (or) Printed manual.• Required training consumables.• Digital certificate if deemed competent. | | |
| Description: | <p>This course will provide a participant with the skills and knowledge required to conduct fire team operations, including fighting, and containing fires within the resources and infrastructure industries.</p> <p>This unit is appropriate for those working in site-based roles in coal mining, metalliferous mining, construction, tunneling, drilling, extractive, and civil infrastructure environments. Course content includes:</p> | | |
| | <ul style="list-style-type: none">• Basic fire science.• Responding to fires & emergencies.• LPG emergencies.• Chemical fires.• Structural firefighting safety.• Vehicle firefighting safety.• Firefighting tactics & techniques.• Grass fire/ bush fire attack strategies.• Principles of SIZE-UP and RECEO when responding to fires. | | |
| Time required: | Initial Training: 1260 mins + Assessment:120 mins = Total: 23hrs (3 days) | | |
| Venue requirements | <ul style="list-style-type: none">• Table / desk and chair available per participant.• Power outlets and clear wall space for data projector and laptop.• Access to toilets and amenities.• Access to workplace emergency response equipment and hydrants.• Outdoor area clear of combustible materials. | | |

Work at Heights Skills

Worker

Foundation skills that are suitable for any worker undertaking work at heights, from ladders, raised platforms or on scaffold.

1

Safe Work at Heights

Supervisor

Hazard identification and risk management skills for supervisors that allow them to identify and deploy the correct safe work at heights controls.

2

Heights Safety Supervisor

Management

Hazard identification and risk management skills for permit issuers to ensure they can assess and determine if controls are suitable, and risks mitigated prior to works commencing.

3

Heights Safety Permit Issuer

Specialist

4

Suspended Worker Retrieval

5

Vertical Rescue

1

Safe Work at Heights - Worker



| | | | |
|--------------------------|--|---|------|
| Delivery: | Face to face | | |
| Units of competency: | RIIWH5204E – Work Safely at Heights | | |
| Refresher requirement: | 3 Yearly | Trainers required: | 1 |
| Class size: | 8 | Processing fee per participant: (Ex GST): | \$55 |
| Class fee (Ex GST): | \$1,960.00 | Night loading: \$450 for courses between 1800 & 0600hrs | |
| Individual fee (Ex GST): | \$245.00 | | |
| Resources provided: | <ul style="list-style-type: none">• Digital manual (or) Printed manual.• Required training consumables.• Digital certificate if deemed competent.• Simulators, Training Aids and Heights Safety equipment. | | |
| Description: | <p>Students will perform scenarios using various height safety systems.</p> <p>This includes installing equipment checking and correctly fitting, adjusting, and anchoring fall protection systems and associated equipment. Course content includes:</p> <ul style="list-style-type: none">• Regulations and legislation.• Australian Standards.• Risk assessment and hazard elimination.• Equipment selection and use.• Anchor systems, selecting solid and reliable anchorage.• Fall restraint systems, selection of equipment and correct use.• Work positioning systems, selection of equipment and correct use.• Fall arrest systems.• Using energy absorbing lanyards.• Correct use of ladders and ladder safety training. | | |
| Time required: | Initial Training: 390 mins + Assessment: 30 mins = Total: 7hrs Full Refresher: 390 mins + Assessment: 30 mins = Total: 7hrs | | |
| Venue requirements | <ul style="list-style-type: none">• Table / desk and chair available per participant.• Power outlets and clear wall space for data projector and laptop.• Access to toilets and amenities.• Access to workplace work at heights areas , roof tops, stairs, or elevated work areas. | | |

2

Heights Safety Supervisor



| | | | |
|--------------------------|---|---|-------|
| Delivery: | Face to face | | |
| Units of competency: | RIIWHS204E – Work Safely at Heights RIIRIS201E – Conduct Local Risk Control | | |
| Refresher requirement: | 3 Yearly | Trainers required: | 1 |
| Class size: | 6 | Processing fee per participant: (Ex GST): | \$115 |
| Class fee (Ex GST): | \$2,790.00 | Night loading: \$450 for courses between 1800 & 0600hrs | |
| Individual fee (Ex GST): | \$465.00 | | |
| Resources provided: | <ul style="list-style-type: none">• Digital manual (or) Printed manual.• Required training consumables.• Digital certificate if deemed competent.• Simulators, Training Aids and Heights Safety equipment. | | |
| Description: | <p>This course is designed for personnel required to conduct local risk controls for work safely at heights situations. Typically, this course set is designed for individuals in supervisory roles for teams working at heights or for workers who are expected to complete SWMS / JSA's specific to working at heights tasks.</p> <p>The course will expose students to a broad range of height risk situations and to implement safe working procedures according to the regulations and legislative requirements governing working safely at heights. Students will learn to identify hazards and assess risks and identify unacceptable risks, as well as implement risk treatments.</p> <p>Training can include instruction on the use of Gotchya / Milan heights rescue kits if required and the development of Heights rescue plans and preparing safe works at heights permits for submission to permit issuers / authorities.</p> | | |
| Time required: | Initial Training: 600 mins + Assessment: 60 mins = Total: 11hrs (1.5 days) Full Refresher: 390 mins + Assessment: 30 mins = Total: 7hrs | | |
| Venue requirements | <ul style="list-style-type: none">• Table / desk and chair available per participant.• Power outlets and clear wall space for data projector and laptop.• Access to toilets and amenities.• Access to workplace work at heights areas , roof tops, stairs, or elevated work areas.• Access to workplace Permits and procedures. | | |



| | | | |
|--------------------------|---|---|-------|
| Delivery: | Face to face | | |
| Units of competency: | RIIWH5204E – Work Safely at Heights RIIRIS201E – Conduct Local Risk Control MSMPER300 – Issue Work Permits | | |
| Refresher requirement: | 3 Yearly | Trainers required: | 1 |
| Class size: | 6 | Processing fee per participant: (Ex GST): | \$160 |
| Class fee (Ex GST): | \$3,900.00 | Night loading: \$450 for courses between 1800 & 0600hrs | |
| Individual fee (Ex GST): | \$650.00 | | |
| Resources provided: | <ul style="list-style-type: none">• Digital manual (or) Printed manual.• Required training consumables.• Digital certificate if deemed competent.• Simulators, Training Aids and Heights Safety equipment. | | |
| Description: | <p>This course is designed for personnel required to conduct local risk controls for work safely at heights situations. Typically, this course set is designed for individuals in supervisory roles for teams working at heights or for workers who are expected to complete SWMS / JSA's specific to working at heights tasks.</p> <p>This course also includes the additional skills required to assess and issue work permits to persons who conduct working at heights activities where hazards exist, or specific procedures need to be followed and monitored to protect the safety of personnel and the integrity of plant or process.</p> <p>The course will expose students to a broad range of height risk situations and to implement safe working procedures according to the regulations and legislative requirements governing working safely at heights. Students will learn to identify hazards and assess risks and identify unacceptable risks, as well as implement risk treatments.</p> | | |
| Time required: | Initial Training: 800 mins + Assessment: 100 mins = Total: 15hrs (2 days) Full Refresher: 390 mins + Assessment: 30 mins = Total: 7hrs | | |
| Venue requirements | <ul style="list-style-type: none">• Table / desk and chair available per participant.• Power outlets and clear wall space for data projector and laptop.• Access to toilets and amenities.• Access to workplace work at heights areas , roof tops, stairs, or elevated work areas.• Access to workplace Permits and procedures. | | |

4

Suspended Worker Retrieval



| | | | |
|--------------------------|--|---|------|
| Delivery: | Face to face | | |
| Units of competency: | PUASAR022 – Participate in a Rescue Operation | | |
| Refresher requirement: | 3 Yearly | Trainers required: | 1 |
| Class size: | 6 | Processing fee per participant: (Ex GST): | \$65 |
| Class fee (Ex GST): | \$3,060.00 | Night shift not available. | |
| Individual fee (Ex GST): | \$510.00 | | |
| Resources provided: | <ul style="list-style-type: none">• Digital manual (or) Printed manual.• Required training consumables.• Digital certificate if deemed competent.• Simulators, Training Aids and Heights Safety equipment. | | |
| Description: | <p>This unit of competency involves the skills and knowledge required to participate in rescue operations as a member of a work team retrieving a fallen or suspended worker.</p> <p>This includes a wide range of rescue and environmental situations which may incorporate industrial, rural, bush and extreme environmental conditions.</p> <p>It is applicable to personnel from the emergency response teams, volunteer organisations and/or associated heavy industries.</p> <p>Please Note: This unit has a pre-requisite requirement of HLTAID011 Provide First Aid</p> <p>Training will include instruction on the use of Gotchya / Milan heights rescue kits and the development of heights rescue plans.</p> | | |
| Time required: | Initial Training: 390 mins + Assessment: 30 mins = Total: 7hrs Full Refresher: 390 mins + Assessment: 30 mins = Total: 7hrs | | |
| Venue requirements | <ul style="list-style-type: none">• Table / desk and chair available per participant.• Power outlets and clear wall space for data projector and laptop.• Access to toilets and amenities.• Access to workplace work at heights areas , roof tops, stairs, or elevated work areas. | | |

5

Vertical Rescue



| | | | |
|--------------------------|--|---|-------|
| Delivery: | Face to face | | |
| Units of competency: | PUASAR022 – Participate in a Rescue Operation PUASAR032 – Undertake Vertical Rescue | | |
| Refresher requirement: | 3 Yearly | Trainers required: | 2 |
| Class size: | 6 | Processing fee per participant: (Ex GST): | \$130 |
| Class fee (Ex GST): | \$9,300.00 | Night shift not available. | |
| Individual fee (Ex GST): | \$1,550.00 | | |
| Resources provided: | <ul style="list-style-type: none">• Digital manual (or) Printed manual.• Required training consumables.• Digital certificate if deemed competent.• Simulators, Training Aids and Heights Safety equipment. | | |
| Description: | <p>This course contains the skills and knowledge required to undertake vertical rescues in a range of emergency situations in natural and man made environments.</p> <p>It includes a range of vertical rescue situations, preparing and responding to rescue situations, assessing rescue scenes, establishing vertical rescue systems, and performing in and terminating rescues.</p> <p>The course is applicable to personnel from the emergency services, volunteer organisations and heavy industries.</p> <p>This unit has a pre-requisite requirement that students must students must have the physical capacity to be able to demonstrate vertically removing a casualty from an emergency where there may be a risk to life.</p> | | |
| Time required: | Initial Training: 1680 mins + Assessment:180 mins = Total: 31hrs (5 days) Full Refresher: 1320 mins + Assessment: 120 mins = Total: 24hrs (3 days) | | |
| Venue requirements | <ul style="list-style-type: none">• Table / desk and chair available per participant.• Power outlets and clear wall space for data projector and laptop.• Access to toilets and amenities.• Access to workplace work at heights areas , roof tops, stairs, or elevated work areas.• Access to workplace vertical rescue equipment. | | |

Confined Space Skills

Worker

Foundation skills that are suitable for any worker undertaking work inside confined spaces.

1
Enter and Work in
Confined Spaces

Supervisor

Hazard identification and risk management skills for confined space sentry or standby personnel.

2
Confined Space
Sentry / Stand-by

Management

Hazard identification and risk management skills for permit issuers to ensure they can assess and determine if controls are suitable, and risks mitigated prior to works commencing.

3
Confined Space
Permit Issuer

Specialist

4
Breathing
Apparatus

5
Confined
Space Rescue

6
Gas Test
Atmospheres

1

Enter and Work in Confined Spaces




| | | | |
|--------------------------|---|---|------|
| Delivery: | Face to face | | |
| Units of competency: | RIIWHS202E-Enter and work in confined space. MSMWHS217-Gas test atmospheres MSMPER200-Work in accordance with an issued permit | | |
| Refresher requirement: | 3 Yearly | Trainers required: | 1 |
| Class size: | 8 | Processing fee per participant: (Ex GST): | \$80 |
| Class fee (Ex GST): | \$2,640.00 | Night loading: \$450 for courses between 1800 & 0600hrs | |
| Individual fee (Ex GST): | \$330.00 | | |
| Resources provided: | <ul style="list-style-type: none">• Digital manual (or) Printed manual.• Required training consumables.• Digital certificate if deemed competent.• Simulators, Training Aids and Heights Safety equipment. | | |
| Description: | <p>This nationally recognised training course is designed for people who work in or around confined spaces. The course can be tailored to suit the practical scenarios relevant to your company's confined space operations. While there is a standard set of learning outcomes for the course, we understand that the context and environment in which the learning is applied is varied. It is designed to teach participants how to:</p> <ul style="list-style-type: none">• Identify confined space hazards.• Work safely within confined spaces according to an issued permit.• Operate various confined space safety equipment.• Use a gas detector and interpret readings | | |
| Time required: | Initial Training: 330 mins + Assessment: 120 mins = Total:7.5hrs Full Refresher: 330 mins + Assessment: 120 mins = Total:7.5hrs | | |
| Venue requirements | <ul style="list-style-type: none">• Table / desk and chair available per participant.• Power outlets and clear wall space for data projector and laptop.• Access to toilets and amenities.• Access to workplace confined space and permit.• Access to workplace confined space and gas detection equipment. | | |

2

Confined Space Sentry / Stand-by



Significant Risk Solutions



| | | | |
|--------------------------|---|---|------|
| Delivery: | Face to face | | |
| Units of competency: | RIIWHS202E-Enter and work in confined space. MSMWHS217-Gas test atmospheres MSMPER200-Work in accordance with an issued permit MSMPER202-Observe permit work | | |
| Refresher requirement: | 3 Yearly | Trainers required: | 1 |
| Class size: | 8 | Processing fee per participant: (Ex GST): | \$90 |
| Class fee (Ex GST): | \$3,920.00 | Night loading: \$450 for courses between 1800 & 0600hrs | |
| Individual fee (Ex GST): | \$490.00 | | |
| Resources provided: | <ul style="list-style-type: none">• Digital manual (or) Printed manual.• Required training consumables.• Digital certificate if deemed competent.• Simulators, Training Aids and Heights Safety equipment. | | |
| Description: | <p>The course can be tailored to suit your company's specific training requirements focusing on the safety procedures and practical scenarios relevant to your confined space operations. While there is a standard set of learning outcomes for the course, we understand that the context and environment in which the learning is applied is varied. It is designed to teach participants how to:</p> <ul style="list-style-type: none">• Identify and control confined space hazards.• Work safely within confined spaces.• Review entry permits for confined space operations.• Operate various confined space safety equipment to allow for vertical or horizontal entries.• Understand the effects of airborne hazards on the body.• Use a gas detector and interpret readings.• Discharge the obligations of a standby person | | |
| Time required: | Initial Training: 390 mins + Assessment: 60 mins = Total: 7.5hrs Full Refresher: 390 mins + Assessment: 60 mins = Total: 7.5hrs | | |
| Venue requirements | <ul style="list-style-type: none">• Table / desk and chair available per participant.• Power outlets and clear wall space for data projector and laptop.• Access to toilets and amenities.• Access to workplace confined space and permit.• Access to workplace confined space and gas detection equipment. | | |



| | | | |
|--------------------------|---|---|------|
| Delivery: | Face to face | | |
| Units of competency: | RIIWHS202E-Enter and work in confined space. MSMWHS217-Gas test atmospheres RIIRIS201E – Conduct Local Risk Control MSMPER300 – Issue Work Permits | | |
| Refresher requirement: | 3 Yearly | Trainers required: | 1 |
| Class size: | 8 | Processing fee per participant: (Ex GST): | \$95 |
| Class fee (Ex GST): | \$4,640.00 | Night loading: \$450 for courses between 1800 & 0600hrs | |
| Individual fee (Ex GST): | \$580.00 | | |
| Resources provided: | <ul style="list-style-type: none">• Digital manual (or) Printed manual.• Required training consumables.• Digital certificate if deemed competent.• Simulators, Training Aids and Heights Safety equipment. | | |
| Description: | <p>This course is designed for personnel required to work in confined spaces, undertake atmospheric gas testing, conduct a hazard analysis, and issue work permits. Many roles require confined space training and this associated skill set including safety, injury prevention and maintenance personnel, engineers, risk managers, maintenance managers, and safety observers/ stand-by personnel.</p> <p>Additionally, this course is also suitable for individuals who require an understanding of the permit system and the limitations of each permit and making decisions regarding the need for and correct use of each permit.</p> <p>Finally, this course set is for those individuals who may be required to carry out gas testing of an atmosphere prior to entering a specific area or workspace.</p> | | |
| Time required: | Initial Training: 360 mins + Assessment:120 mins = Total: 8hrs Full Refresher: 360 mins + Assessment: 120 mins = Total: 8hrs | | |
| Venue requirements | <ul style="list-style-type: none">• Table / desk and chair available per participant.• Power outlets and clear wall space for data projector and laptop.• Access to toilets and amenities.• Access to workplace confined space and permit.• Access to workplace confined space and gas detection equipment. | | |

4

Breathing Apparatus



| | | | |
|--------------------------|---|---|------|
| Delivery: | Face to face | | |
| Units of competency: | MSMWHS216 – Operate Breathing Apparatus | | |
| Refresher requirement: | 3 Yearly | Trainers required: | 1 |
| Class size: | 8 | Processing fee per participant: (Ex GST): | \$60 |
| Class fee (Ex GST): | \$3,200.00 | Night loading: \$450 for courses between 1800 & 0600hrs | |
| Individual fee (Ex GST): | \$400.00 | | |
| Resources provided: | <ul style="list-style-type: none">• Digital manual (or) Printed manual.• Required training consumables.• Digital certificate if deemed competent.• Simulators, Training Aids and Heights Safety equipment. | | |
| Description: | <p>Our breathing apparatus course will equip you with the skills required to safely inspect, maintain, and operate self-contained breathing apparatus (SCBA).</p> <p>This training will be suitable for both confined space workers, or workers who may be required to use breathing apparatus during fire or in hazardous environments. This course is taught by highly experienced Emergency Services instructors. This training course will teach trainees:</p> <ul style="list-style-type: none">• How to determine what hazards may exist within various atmospheres.• How to risk assess the best work method from the hierarchy of hazard controls.• How to inspect breathing apparatus• How to test breathing apparatus• How to use breathing apparatus | | |
| Time required: | Initial Training: 330 mins + Assessment:120 mins = Total: 7.5hrs Full Refresher: 330 mins + Assessment: 120 mins = Total: 7.5hrs | | |
| Venue requirements | <ul style="list-style-type: none">• Table / desk and chair available per participant.• Power outlets and clear wall space for data projector and laptop.• Access to toilets and amenities.• Access to workplace breathing apparatus equipment.• Access to workplace training rooms or spaces. | | |

5

Confined Space Rescue



| | | | |
|--------------------------|--|---|-------|
| Delivery: | Face to face | | |
| Units of competency: | PUASAR022 – Participate in a Rescue Operation PUASAR025 – Undertake Confined Space Rescue PUAFIR207 – Operate Breathing Apparatus Open Circuit | | |
| Refresher requirement: | 3 Yearly | Trainers required: | 1 |
| Class size: | 6 | Processing fee per participant: (Ex GST): | \$190 |
| Class fee (Ex GST): | \$6,600.00 | Night shift not available. | |
| Individual fee (Ex GST): | \$1,100.00 | | |
| Resources provided: | <ul style="list-style-type: none">• Digital manual (or) Printed manual.• Required training consumables.• Digital certificate if deemed competent.• Simulators, Training Aids and Heights Safety equipment. | | |
| Description: | <p>This course is tailored to a learner cohort with current confined space, and gas testing experience and assumes a certain level of competency.</p> <p>This course set applies to individuals who may be required to participate in rescue operations in a wide variety of environmental situations such as industry, rural, bush, and extreme environmental conditions including confined spaces, either as a member of a single organisation or as part of a team involving multiple organisations.</p> <p>This course set will provide participants with the skills and knowledge to respond to emergency situations; determine what hazards may exist and control the risks; how to implement a rescue plan and extricate a casualty whilst minimising further injury to the casualty, self, and others.</p> <p>This course can be delivered without Breathing apparatus if learners already hold breathing apparatus certification reducing course duration by a day.</p> | | |
| Time required: | Initial: 1290 mins + Assessment:240 mins = Total: 25.5hrs (3.5 days) Refresher: 1290 mins + Assessment:240 mins = Total: 25.5hrs (3.5 days) | | |
| Venue requirements | <ul style="list-style-type: none">• Table / desk and chair available per participant.• Power outlets and clear wall space for data projector and laptop.• Access to toilets and amenities.• Access to workplace breathing apparatus equipment.• Access to workplace training rooms or spaces. | | |



| | | | |
|--------------------------|---|---|------|
| Delivery: | Face to face | | |
| Units of competency: | MSMWHS217 – Gas Test Atmospheres | | |
| Refresher requirement: | 3 Yearly | Trainers required: | 1 |
| Class size: | 8 | Processing fee per participant: (Ex GST): | \$50 |
| Class fee (Ex GST): | \$1,800.00 | Night loading: \$450 for courses between 1800 & 0600hrs | |
| Individual fee (Ex GST): | \$225.00 | | |
| Resources provided: | <ul style="list-style-type: none">• Digital manual (or) Printed manual.• Required training consumables.• Digital certificate if deemed competent.• Simulators, Training Aids and Gas detectors. | | |
| Description: | <p>This unit covers the skills and knowledge required to recognise and assess conditions that require gas testing; test the working atmosphere using an electronic test apparatus and interpret the results to determine if it is safe for the proposed job activity.</p> <p>Situations that require testing might include:</p> <ul style="list-style-type: none">• Confined spaces• Enclosed and partially enclosed spaces.• Hot work• Storage tanks, silos, pits, pipes, shafts, ducts, transport vehicles and ships• Testing as part of issuing a work permit• Monitoring as part of working under a work permit• Open areas• Holding the gas tester by hand• Lowering the gas tester into a space, e.g., on a line.• Calibration and bump testing of devices | | |
| Time required: | Initial Training: 240 mins + Assessment: 60 mins = Total: 5hrs Full Refresher: 240 mins + Assessment: 60 mins = Total: 5hrs | | |
| Venue requirements | <ul style="list-style-type: none">• Table / desk and chair available per participant.• Power outlets and clear wall space for data projector and laptop.• Access to toilets and amenities.• Access to workplace spaces• Access to workplace gas detection equipment | | |

Electrical and Chemical Skills

Move

Foundation skills that are suitable for any worker undertaking work activities.

1

Transport and Store Chemicals

Respond

Hazard identification and risk management skills for confined space sentry or standby personnel

2

Respond to Hazardous Materials Incident

3

Respond to Ammonia Emergency

Inspect

Hazard identification and risk management skills for permit issuers to ensure they can assess and determine if controls are suitable, and risks mitigated prior to works commencing.

4

Electrical Equipment Test and Inspect

5

Height Safety Equipment Test and Inspect

Observe

6

Electrical Safety Spotter

7

Low Voltage Rescue

1

Transport and Store Chemicals



| | | | |
|--------------------------|---|---|------|
| Delivery: | Face to face | | |
| Units of competency: | AHCCM304 – Transport and Store Chemicals | | |
| Refresher requirement: | 3 Yearly | Trainers required: | 1 |
| Class size: | 8 | Processing fee per participant: (Ex GST): | \$50 |
| Class fee (Ex GST): | \$1,960.00 | Night loading: \$450 for courses between 1800 & 0600hrs | |
| Individual fee (Ex GST): | \$245.00 | | |
| Resources provided: | <ul style="list-style-type: none">• Digital manual (or) Printed manual.• Required training consumables.• Digital certificate if deemed competent. | | |
| Description: | <p>This chemical course aims to develop skills and knowledge required to safely handle, transport and store chemicals.</p> <p>Participants will learn how to ensure emergency services contact details are available, check that the transport vehicle meets regulations and that chemicals are loaded, secured and protected according to regulations and procedures.</p> <p>The course covers emergency equipment and procedures, maintaining a chemical storage manifest, inventory and records, following safety data sheets (SDS) and chemical label instructions.</p> | | |
| Time required: | Initial Training: 300 mins + Assessment: 120 mins = Total: 7hrs Full Refresher: 300 mins + Assessment: 120 mins = Total: 7hrs | | |
| Venue requirements | <ul style="list-style-type: none">• Table / desk and chair available per participant.• Power outlets and clear wall space for data projector and laptop.• Access to toilets and amenities.• Access to workplace spaces• Access to workplace spill control equipment / SDS register / folder. | | |

2

Respond to Hazardous Materials Spill




| | | | |
|--------------------------|--|---|-------|
| Delivery: | Face to face | | |
| Units of competency: | PUAFIR306 – Identify, detect, and monitor hazardous material incidents. PUAFIR324 -Render hazardous materials incidents safe. | | |
| Refresher requirement: | 3 Yearly (PUAFIR306) | Trainers required: | 1 |
| Class size: | 6 | Processing fee per participant: (Ex GST): | \$130 |
| Class fee (Ex GST): | \$7,200.00 | Night loading: \$450 for courses between 1800 & 0600hrs | |
| Individual fee (Ex GST): | \$1,200.00 | | |
| Resources provided: | <ul style="list-style-type: none">• Digital manual (or) Printed manual.• Required training consumables.• Digital certificate if deemed competent. | | |
| Description: | <p>This unit of competency involves the skills and knowledge required to use specific equipment to detect, identify and monitor airborne contaminants, liquids, and solids at a hazardous materials incident.</p> <p>This includes dangerous goods, goods too dangerous to be transported and hazardous chemicals. Students will learn how to assess the risks posed by the materials identified and to formulate an entry plan for their safe isolation and mitigation.</p> <p>Participants are expected to hold a current breathing apparatus certification prior.</p> | | |
| Time required: | Initial Training: 1600 mins + Assessment: 60 mins = Total:28hrs (3 days) Full Refresher: 420 mins + Assessment: 60 mins = Total: 8hrs | | |
| Venue requirements | <ul style="list-style-type: none">• Table / desk and chair available per participant.• Power outlets and clear wall space for data projector and laptop.• Access to toilets and amenities.• Access to workplace spaces for scenarios• Access to workplace HAZMAT equipment | | |



| | | | |
|--------------------------|---|---|-------|
| Delivery: | Face to face | | |
| Units of competency: | MSMWHS216-Operate Breathing Apparatus MSMWHS217-Gas Test Atmospheres HLTAID0145-Provide Advanced Resuscitation (If Pre requisite-Held) | | |
| Refresher requirement: | 3 Yearly | Trainers required: | 1 |
| Class size: | 8 | Processing fee per participant: (Ex GST): | \$165 |
| Class fee (Ex GST): | \$6,400.00 | Night shift not available. | |
| Individual fee (Ex GST): | \$800.00 | | |
| Resources provided: | <ul style="list-style-type: none">• Digital manual (or) Printed manual.• Required training consumables.• Digital certificate if deemed competent.• Simulators, Training Aids. | | |
| Description: | <p>This course has been developed to address the emergency response requirements of managing large ammonia plants or storages.</p> <p>It incorporates all the learning outcomes from the included courses, in addition to covering the procedures for responding to, and mitigating ammonia emergencies.</p> <p>This is an intensive course specifically aimed at maintenance, operating or emergency personnel and has a pre-requisite of HLTAID011.</p> | | |
| Time required: | 2 Days – 7.30am – 4.30pm | | |
| Venue requirements | <ul style="list-style-type: none">• 4 – 6 square meters of clear floor space per participant.• Table / desk and chair available per participant.• Power outlets and clear wall space for data projector and laptop.• Access to toilets and amenities, a tap or water supply.• Access to workplace to undertake practical activities.• Access to workplace emergency equipment.• Access to Ammonia plant and infrastructure. | | |

4

Electrical Equipment Test and Inspect



| | | | |
|--------------------------|--|---|------|
| Delivery: | Face to face | | |
| Units of competency: | UEECD0007 – Apply Work Health and Safety Regs, Codes and Practices UEERL0003 – Conduct In-Service Safety testing of Electrical Cord Connected Equipment | | |
| Refresher requirement: | N/A | Trainers required: | 1 |
| Class size: | 5 | Processing fee per participant: (Ex GST): | \$35 |
| Class fee (Ex GST): | \$2,250.00 | Night shift not available. | |
| Individual fee (Ex GST): | \$450.00 | | |
| Resources provided: | <ul style="list-style-type: none">• Digital manual (or) Printed manual.• Required training consumables.• Digital certificate if deemed competent. | | |
| Description: | <p>This course will provide students with the skills and knowledge required to undertake many facets of applying occupational health and safety regulations, codes, and practices in the workplace.</p> <p>Students will also gain the necessary knowledge and skills to carry out inspection testing on handheld appliances connected to plug in cords, and will be able to utilise test results to establish the safety status, applying appropriate tagging, documenting testing activities and handling unplanned events in a safe manner.</p> <p>As a safety requirement, testing and tagging equipment should be conducted on a regular basis.</p> | | |
| Time required: | Initial Training: 900 mins + Assessment: 60 mins = Total: 16hrs (2 Days) | | |
| Venue requirements | <ul style="list-style-type: none">• Table / desk and chair available per participant.• Power outlets and clear wall space for data projector and laptop.• Access to toilets and amenities.• Access to workplace spaces• Access to workplace test machines | | |

5

Height Safety Equipment Test and Inspect



| | | | |
|--------------------------|--|---|------|
| Delivery: | Face to face | | |
| Units of competency: | PUAEQU001 – Prepare, Maintain and Test Response Equipment | | |
| Refresher requirement: | N/A | Trainers required: | 1 |
| Class size: | 8 | Processing fee per participant: (Ex GST): | \$70 |
| Class fee (Ex GST): | \$1,760.00 | Night loading: \$450 for courses between 1800 & 0600hrs | |
| Individual fee (Ex GST): | \$220.00 | | |
| Resources provided: | <ul style="list-style-type: none">• Digital manual (or) Printed manual.• Required training consumables.• Digital certificate if deemed competent. | | |
| Description: | <p>This training in this course allows you to develop the skills and knowledge to undertake many facets of preparing, maintaining and testing response equipment, they will inspect equipment according to organisation's procedures, clean equipment while safely using cleaning agents and chemicals and have an understanding on occupational health and safety policies relevant to the maintenance, servicing and testing of equipment.</p> <p>This Height Safety Equipment Inspector course has been designed in line with AS/NZS 1891.4 for those who are responsible for inspecting and tagging height safety equipment. Students will attain the practical application and understanding required to inspect and tag height safety equipment and will be able to identify and assess all defects that may occur on the height safety equipment which includes:</p> <ul style="list-style-type: none">• Harnesses, lanyards and associated personal equipment.• Fall arrest devices (external inspection only)• Ropes and slings• Horizontal and vertical lifelines – Steel rope or rail• Horizontal and vertical lifelines – Fiber rope and webbing | | |
| Time required: | Initial Training: 240 mins + Assessment: 60 mins = Total: 5hrs Full Refresher: 240 mins + Assessment: 60 mins = Total: 5hrs | | |
| Venue requirements | <ul style="list-style-type: none">• Table / desk and chair available per participant.• Power outlets and clear wall space for data projector and laptop.• Access to toilets and amenities.• Access to workplace spaces | | |



| | | | |
|--------------------------|---|---|------|
| Delivery: | Face to face | | |
| Units of competency: | UETDREL006 – Work Safely in the vicinity of live electrical apparatus as a non-electrical worker. | | |
| Refresher requirement: | 3 Yearly | Trainers required: | 1 |
| Class size: | 12 | Processing fee per participant: (Ex GST): | \$25 |
| Class fee (Ex GST): | \$2,220.00 | Night loading: \$450 for courses between 1800 & 0600hrs | |
| Individual fee (Ex GST): | \$185.00 | | |
| Resources provided: | <ul style="list-style-type: none">• Digital manual (or) Printed manual.• Required training consumables.• Digital certificate if deemed competent. | | |
| Description: | <p>This program covers compliance with working safely up to the defined “safe approach distance” near energized electrical apparatus (inc. Electrical power lines) for non-electrical workers.</p> <p>It includes work functions that may be performed, such as telecommunications, vegetation control, scaffolding, rigging, painting, and/or any other activity that requires working safely and complying with requirements and/or established procedures near live electrical apparatus by a non-electrical worker.</p> <p>Included is the preparation of risk assessment control measures that encompass job safety assessment. This unit does not include any work that is or may be performed by other competent operatives within the defined “safe working zone” for instance qualified electricians and allied technicians.</p> | | |
| Time required: | Initial Training: 300 mins + Assessment: 30 mins = Total: 5.5hrs Full Refresher: 300 mins + Assessment: 30 mins = Total: 5.5hrs | | |
| Venue requirements | <ul style="list-style-type: none">• Table / desk and chair available per participant.• Power outlets and clear wall space for data projector and laptop.• Access to toilets and amenities. | | |

7

Low Voltage Rescue + CPR



| | | | |
|--------------------------|---|---|------|
| Delivery: | Face to face | | |
| Units of competency: | HLTAID009 – Provide cardiopulmonary resuscitation. UETDRRF004 – Perform Rescue from low voltage panel | | |
| Refresher requirement: | 3 Yearly | Trainers required: | 1 |
| Class size: | 10 | Processing fee per participant: (Ex GST): | \$20 |
| Class fee (Ex GST): | \$2,200.00 | Night loading: \$450 for courses between 1800 & 0600hrs | |
| Individual fee (Ex GST): | \$220.00 | | |
| Resources provided: | <ul style="list-style-type: none">• Digital manual (or) Printed manual.• Required training consumables.• Digital certificate if deemed competent. | | |
| Description: | <p>Completing the course will provide an individual with the skills and knowledge to conduct and complete the LV panel rescue procedures and to perform cardiopulmonary resuscitation (CPR)</p> <p>The LVR component of this training covers the skills and knowledge required for a person to be able to carry out a risk assessment of an electrically hazardous situation and perform low voltage rescue procedures without hazard to themselves or others.</p> <ul style="list-style-type: none">• Electrical safety information• Assessing an incident scene• Conduct a primary assessment.• Rescue principles• Correct use of the low voltage rescue kit• Maintenance of rescue equipment• Management of injuries• Conduct D-R-S-A-B-C-D | | |
| Time required: | Initial Training: 270 mins + Assessment: 30 mins = Total: 5hrs Full Refresher: 270 mins + Assessment: 30 mins = Total: 5hrs | | |
| Venue requirements | <ul style="list-style-type: none">• Table / desk and chair available per participant.• Power outlets and clear wall space for data projector and laptop.• Access to toilets and amenities.• Access to workplace spaces• Access to workplace LVR equipment | | |

Work Safety Skills

Core skills

Foundation skills that are suitable for any worker undertaking work activities.

1

Construction
Industry Induction
(White Card)

2

Health and Safety
Representative

Hazard Mngt

Hazard identification and risk management skills for confined space sentry or standby personnel

3

Issue Work
Permits

4

Identify and Control
Hazards
(Safe Worker)

Risk Mngt

Hazard identification and risk management skills for permit issuers to ensure they can assess and determine if controls are suitable, and risks mitigated prior to works commencing.

5

Identify and Control Risk
(Safe Team)

6

Risk Management for
Supervisors (Safe Leader)

Operate

7

Operate and Maintain
Chainsaws

1

Construction Industry Induction (NSW White Card)



| | | | |
|--------------------------|--|---|------|
| Delivery: | Face to face | | |
| Units of competency: | CPCCWHS1001 - Prepare to work safely in the construction industry | | |
| Refresher requirement: | N/A | Trainers required: | 1 |
| Class size: | 10 | Processing fee per participant: (Ex GST): | \$45 |
| Class fee (Ex GST): | \$1,650.00 | Night shift not available. | |
| Individual fee (Ex GST): | \$165.00 | | |
| Resources provided: | <ul style="list-style-type: none">• Digital manual (or) Printed manual.• Required training consumables.• Digital certificate if deemed competent. | | |
| Description: | <p>A construction worker must have completed general construction induction training (commonly known as the “White Card” before being permitted to commence work on a construction site.</p> <p>This is a mandatory requirement across Australia. This course will help introduce you to or serve as a reminder of the current health and safety legislative requirements, personal awareness, and the basic principles of risk management for working in the construction industry in order to work safely and prevent injury or harm to self and others.</p> <p>It covers identifying and orally reporting common construction hazards, understanding basic risk control measures, and identifying procedures for responding to potential incidents and emergencies. It also covers correctly selecting and fitting common personal protective equipment (PPE) used for construction work.</p> | | |
| Time required: | Initial Training: 390 mins + Assessment: 30 mins = Total: 7hrs | | |
| Venue requirements | <ul style="list-style-type: none">• Table / desk and chair available per participant.• Power outlets and clear wall space for data projector and laptop.• Access to toilets and amenities.• Access to workplace spaces | | |



| | | | |
|--------------------------|---|---|------|
| Delivery: | Face to face | | |
| Units of competency: | Safe Work NSW Certificate – Health and Safety Representative | | |
| Refresher requirement: | N/A | Trainers required: | 1 |
| Class size: | 12 | Processing fee per participant: (Ex GST): | \$45 |
| Class fee (Ex GST): | \$10,200.00 (Full) \$4,200.00 (Refresher) | Night shift not available. | |
| Individual fee (Ex GST): | \$850.00 / \$350.00 | | |
| Resources provided: | <ul style="list-style-type: none">• Digital manual (or) Printed manual.• Required training consumables.• Digital certificate if deemed competent. | | |
| Description: | <p>The key areas covered by this course include:</p> <ul style="list-style-type: none">• Overview of the WHS legislative framework.• Duties of various parties.• Key WHS terminology.• The role of Safe Work NSW and penalties for non-compliance.• Requirements and mechanisms for consultation in the workplace.• The role, entitlements, protections available for HSRs / Health & Safety Committees.• Resolving workplace health and safety issues through negotiation and conflict resolution.• Identifying hazards and ways in which they can be eliminated or minimised.• Incident notification and investigation• Issuing Provisional Improvement Notices (PINs) <p>Safe work NSW Endorsed course.</p> | | |
| Time required: | Initial Training: 5 Days – 8am till 4pm Full Refresher: 1 Day - 8am till 4pm | | |
| Venue requirements | <ul style="list-style-type: none">• Table / desk and chair available per participant.• Power outlets and clear wall space for data projector and laptop.• Access to toilets and amenities.• Access to workplace spaces. | | |

3

Issue Work Permits



| | | | |
|--------------------------|---|---|------|
| Delivery: | Face to face | | |
| Units of competency: | MSMPER300 – Issue Work Permits | | |
| Refresher requirement: | N/A | Trainers required: | 1 |
| Class size: | 10 | Processing fee per participant: (Ex GST): | \$45 |
| Class fee (Ex GST): | \$1,890.00 | Night loading: \$450 for courses between 1800 & 0600hrs | |
| Individual fee (Ex GST): | \$189.00 | | |
| Resources provided: | <ul style="list-style-type: none">• Digital manual (or) Printed manual.• Required training consumables.• Digital certificate if deemed competent. | | |
| Description: | <p>Course Content:</p> <ul style="list-style-type: none">• Identify need for work permit.• Ensure Job site is prepared for authorised work.• Raise and issue work permits.• Monitor work for compliance.• Receive end of day report• Close work permit | | |
| Time required: | Initial Training: 210 mins + Assessment: 30 mins = Total: 4hrs | | |
| Venue requirements | <ul style="list-style-type: none">• Table / desk and chair available per participant.• Power outlets and clear wall space for data projector and laptop.• Access to toilets and amenities.• Access to workplace spaces and procedures. | | |

4

Identify and Control Hazards (Safe Worker)



Significant Risk Solutions



| | | | |
|--------------------------|--|---|------|
| Delivery: | Face to face | | |
| Units of competency: | MSMWHS201 – Conduct Local Hazard Analysis | | |
| Refresher requirement: | N/A | Trainers required: | 1 |
| Class size: | 10 | Processing fee per participant: (Ex GST): | \$50 |
| Class fee (Ex GST): | \$1,980.00 | Night loading: \$450 for courses between 1800 & 0600hrs | |
| Individual fee (Ex GST): | \$198.00 | | |
| Resources provided: | <ul style="list-style-type: none">• Digital manual (or) Printed manual.• Required training consumables.• Digital certificate if deemed competent. | | |
| Description: | <p>Whether working as an individual alone or as part of a team/work group and working in liaison with other team members, a hazard analysis may be required under a safety case by organisation procedures or simply as being good practice.</p> <p>This might be done as an independent activity in order to identify hazards and the appropriate hazard controls, or it might be done as part of a broader process, such as identifying and applying for the permits required for a job.</p> <p>This course will teach participants the skills and knowledge needed to complete a hazard analysis, Take 5, JSA, and specify risk controls to bring risks to ALARP, identify relevant personnel, complete appropriate hazard analysis forms (paper or electronic), monitor and review effectiveness of risk controls.</p> <p>Participants will also learn the significance of the analysis context, how the identified hazards may cause harm and the purpose and use of the risk matrix and workplace hazard identification tools.</p> | | |
| Time required: | Initial Training: 240 mins + Assessment: 60 mins = Total: 5hrs Full Refresher: 150 mins + Assessment: 30 mins = Total: 3hrs | | |
| Venue requirements | <ul style="list-style-type: none">• Table / desk and chair available per participant.• Power outlets and clear wall space for data projector and laptop.• Access to toilets and amenities.• Access to workplace spaces and procedures. | | |

5

Identify and Control Risk (Safe Team)



| | | | |
|--------------------------|--|---|------|
| Delivery: | Face to face | | |
| Units of competency: | RIIRIS201E – Conduct Local Risk Control | | |
| Refresher requirement: | N/A | Trainers required: | 1 |
| Class size: | 10 | Processing fee per participant: (Ex GST): | \$75 |
| Class fee (Ex GST): | \$2,350.00 | Night loading: \$450 for courses between 1800 & 0600hrs | |
| Individual fee (Ex GST): | \$235.00 | | |
| Resources provided: | <ul style="list-style-type: none">• Digital manual (or) Printed manual.• Required training consumables.• Digital certificate if deemed competent. | | |
| Description: | <p>This course applies to work teams who may be required to conduct local risk controls in the resources and infrastructure industries.</p> <p>The conduct local risk control unit equips participants with the knowledge and skills to safely identify hazards; assess risks and identify unacceptable risk; identify, assess and implement risk treatments, and complete records and reports.</p> <p>Participants will be equipped to develop and review a JSA SWMS or documented Risk Assessment.</p> <p>The focus of this training is on formalising Hazard and risk management in a group or team based environment in an efficient and effective manner.</p> | | |
| Time required: | Initial Training: 240 mins + Assessment: 60 mins = Total: 5hrs | | |
| Venue requirements | <ul style="list-style-type: none">• Table / desk and chair available per participant.• Power outlets and clear wall space for data projector and laptop.• Access to toilets and amenities.• Access to workplace spaces and procedures. | | |



| | | | |
|--------------------------|--|---|------|
| Delivery: | Face to face | | |
| Units of competency: | RIIRIS301E – Apply Risk Management Processes | | |
| Refresher requirement: | N/A | Trainers required: | 1 |
| Class size: | 10 | Processing fee per participant: (Ex GST): | \$70 |
| Class fee (Ex GST): | \$3,100.00 | Night shift not available. | |
| Individual fee (Ex GST): | \$310.00 | | |
| Resources provided: | <ul style="list-style-type: none">• Digital manual (or) Printed manual.• Required training consumables.• Digital certificate if deemed competent. | | |
| Description: | <p>This course will provide participants with the skills and knowledge required to apply risk management processes in the mining, drilling and civil infrastructure industry.</p> <p>This unit applies to front line leaders who contribute to applying risk management processes as part of their responsibilities.</p> <p>This could be an employer, line manager, supervisor, safety representative or employee.</p> <p>Furthermore, it also applies to those who carry out or assist in carrying out risk documented assessments in the workplace.</p> | | |
| Time required: | Initial Training: 420 mins + Assessment: 60 mins = Total: 8hrs | | |
| Venue requirements | <ul style="list-style-type: none">• Table / desk and chair available per participant.• Power outlets and clear wall space for data projector and laptop.• Access to toilets and amenities.• Access to workplace spaces and procedures. | | |

7

Mining / Construction Supervisor (G1/G8/G9)



| | | | |
|--------------------------|---|---|-------|
| Delivery: | Face to face | | |
| Units of competency: | RIIRIS301E Apply risk management processes. RIIWHS301E Conduct safety and health investigations. RIICOM301E Communicate information | | |
| Refresher requirement: | N/A | Trainers required: | 1 |
| Class size: | 6 | Processing fee per participant: (Ex GST): | \$195 |
| Class fee (Ex GST): | \$3,900.00 | Night shift not available. | |
| Individual fee (Ex GST): | \$650.00 | | |
| Resources provided: | <ul style="list-style-type: none">• Digital manual (or) Printed manual.• Required training consumables.• Digital certificate if deemed competent. | | |
| Description: | <p>This course will provide individuals with the skills and knowledge required to perform the duties of a supervisor relevant to operational roles within the Civil Construction, Coal Mining, Drilling, Extractive, and Metalliferous Mining Industries.</p> <p>Upon completion of this course, individuals will be able to carry out or assist in carrying out risk assessment in the workplace, participate in work-related health and safety investigations, as well as plan and prepare for and conduct communication via a number of different methods to ensure work activities are understood.</p> <p>This course may also be known as the G1, G8 and G9 Site Safety Supervisor's Course (formerly S1, S2, S3 or Supervisor S123) course. Some industries recommend a refresher training be undertaken every 5 years.</p> | | |
| Time required: | Initial Training: 1000 mins + Assessment: 80 mins = Total:18hrs (2.5days) | | |
| Venue requirements | <ul style="list-style-type: none">• Table / desk and chair available per participant.• Power outlets and clear wall space for data projector and laptop.• Access to toilets and amenities.• Access to workplace spaces and procedures. | | |

8

Conduct Health and Safety Investigation (S2)



| | | | |
|--------------------------|---|---|------|
| Delivery: | Face to face | | |
| Units of competency: | RIIWH301E – Conduct Safely and Health Investigations | | |
| Refresher requirement: | 5 Yearly | Trainers required: | 1 |
| Class size: | 6 | Processing fee per participant: (Ex GST): | \$75 |
| Class fee (Ex GST): | \$3,360.00 | Night shift not available. | |
| Individual fee (Ex GST): | \$560.00 | | |
| Resources provided: | <ul style="list-style-type: none">• Digital manual (or) Printed manual.• Required training consumables.• Digital certificate if deemed competent. | | |
| Description: | <p>This course will provide individuals with the skills and knowledge required to conduct work-related health and safety investigations as a result of an incident and to contribute to a safe workplace.</p> <p>Individuals will gain the knowledge and confidence to participate in work-related health and safety investigations that safely, effectively and efficiently follow workplace procedures.</p> <p>This course may also be known as the G8 (formerly S2 of the Supervisor S123) course.</p> | | |
| Time required: | Initial Training: 420 mins + Assessment: 60 mins = Total: 8hrs Full Refresher: 420 mins + Assessment: 60 mins = Total: 8hrs | | |
| Venue requirements | <ul style="list-style-type: none">• Table / desk and chair available per participant.• Power outlets and clear wall space for data projector and laptop.• Access to toilets and amenities.• Access to workplace spaces and procedures. | | |



| | | | |
|--------------------------|--|---|------|
| Delivery: | Face to face | | |
| Units of competency: | HLTPAT005 - Collect specimens for drugs of abuse testing | | |
| Refresher requirement: | N/A | Trainers required: | 1 |
| Class size: | 6 | Processing fee per participant: (Ex GST): | \$90 |
| Class fee (Ex GST): | \$3,420.00 | Night shift not available. | |
| Individual fee (Ex GST): | \$570.00 | | |
| Resources provided: | <ul style="list-style-type: none">• Digital manual (or) Printed manual.• Required training consumables.• Digital certificate if deemed competent. | | |
| Description: | <p>The course applies to individuals who participate in collecting specimens for drugs of abuse testing. It will provide individuals with the skills and knowledge required to confirm collection requirements, prepare client and equipment and collect specimens via urine and/or oral and breath testing following the special procedures that apply for drugs of abuse testing in accordance with Commonwealth and State/Territory legislation, Australian/New Zealand standards and industry codes of practice.</p> <p>The skills and knowledge gained by completing this course would be beneficial for individuals working in collection centers, in hospitals, in other health care environments and workplaces where drugs of abuse testing take place.</p> <p>Students will be required to complete additional supervision of work activities by a person currently working in a collection role for at least 18 hours in a fortnight time period.</p> | | |
| Time required: | Initial Training: 420 mins + Assessment: 60 mins = Total: 8hrs | | |
| Venue requirements | <ul style="list-style-type: none">• Table / desk and chair available per participant.• Power outlets and clear wall space for data projector and laptop.• Access to toilets and amenities.• Access to workplace spaces | | |



| | | | |
|--------------------------|---|---|-----|
| Delivery: | Face to face | | |
| Units of competency: | HLTWHS005 – Conduct Manual Tasks Safely | | |
| Refresher requirement: | 3 Yearly | Trainers required: | 1 |
| Class size: | 12 | Processing fee per participant: (Ex GST): | \$2 |
| Class fee (Ex GST): | \$1,860.00 | Night loading: \$450 for courses between 1800 & 0600hrs | |
| Individual fee (Ex GST): | \$155.00 | | |
| Resources provided: | <ul style="list-style-type: none">• Digital manual (or) Printed manual.• Required training consumables.• Digital certificate if deemed competent. | | |
| Description: | <p>In every workplace, workers are exposed to day-to-day activities which involve some kind of manual handling, some more hazardous than others. These tasks are a common cause of injury in the workplace, and as such, understanding how to undertake these tasks safely is imperative.</p> <p>This training in this course allows you to develop the skills, knowledge and confidence required to firstly recognise potentially hazardous manual tasks and the sources of risks and risk factors, and will prepare for and apply controls to complete these tasks using manual handling techniques which support safe work practice.</p> <p>You will also learn about the function of the body in movement and performing manual tasks, the importance of posture and positioning of the body and how to recognise symptoms of an injury and report it.</p> <p>The skills in this course are applied in accordance with Commonwealth and State/Territory legislation, Australian/New Zealand standards and industry codes of practice such as the Hazardous manual tasks code of practice applies.</p> | | |
| Time required: | Initial Training: 210 mins + Assessment: 30 mins = Total: 4hrs Full Refresher: 120 mins + Assessment: 30 mins = Total: 2.5hrs | | |
| Venue requirements | <ul style="list-style-type: none">• Table / desk and chair available per participant.• Power outlets and clear wall space for data projector and laptop.• Access to toilets and amenities. | | |

11

Operate and Maintain Chainsaws



| | | | |
|--------------------------|---|---|------|
| Delivery: | Face to face | | |
| Units of competency: | FWPCOT2254 – Maintain Chainsaws FWPCOT2256 – Trim and Cut Felled Trees | | |
| Refresher requirement: | 3 Yearly | Trainers required: | 2 |
| Class size: | 6 | Processing fee per participant: (Ex GST): | \$90 |
| Class fee (Ex GST): | \$3,540.00 | Night shift not available. | |
| Individual fee (Ex GST): | \$590.00 | | |
| Resources provided: | <ul style="list-style-type: none">• Digital manual (or) Printed manual.• Required training consumables.• Digital certificate if deemed competent.• Chainsaws and safety equipment. | | |
| Description: | <p>This course set applies to individuals who are responsible for trimming and cutting felled or fallen trees with a chainsaw. Individuals will learn to visually assess the job activity; correctly identify areas of compression and tension in logs; learn different cut types; and how to plan the sequences of cuts accordingly.</p> <p>Individuals will also develop the skills and knowledge required to conduct routine and periodic servicing for fuel or electrically powered hand-held chainsaws including dismantling, cleaning, inspecting and re-assembling the power head and cutting attachments.</p> <p>Typically, these individuals work in arboriculture, forestry, agriculture, conservation and land management, local government, emergency services and other government agency operations. Please note, this unit does not apply to commercial harvesting operations except for minor forest produce.</p> | | |
| Time required: | Initial Training: 900 mins + Assessment: 60 mins = Total: 16hrs (2 Days) Full Refresher: 420 mins + Assessment: 60 mins = Total: 8hrs (1 Days) | | |
| Venue requirements | <ul style="list-style-type: none">• Table / desk and chair available per participant.• Power outlets and clear wall space for data projector and laptop.• Access to toilets and amenities.• Access to workplace spaces.• Access to suitable training venue for practical chainsaw training, if client is unable to provide a suitable venue with timber, then SRS will source avenue and pass associated expenses will be passed on. | | |

Certificate II in Public Safety (Firefighting and Emergency Operations)



Certificate II in Public Safety (FFEO) is the entry point of emergency response personnel into the industry working under supervision. This qualification provides the individual the skills and knowledge to operate in an emergency under instruction.

Available Units of Competency:

- PUAEQU001 Prepare, maintain, test response equipment.
- PUAFIR203 Respond to urban fire.
- PUAFIR207 Operate breathing apparatus open circuit.
- PUAFIR210 Prevent injury.
- PUAOPE013 Operate communications systems & equipment.
- PUATEA001 Work in a team.
- HLTAID011 Provide First Aid.
- PUASAR022 Participate in a rescue operation.
- PUACOM001 Communicate in the workplace.
- PUACOM002 Provide services to clients.
- PUAFIR017 Work safely around aircraft.
- PUAFIR204 Respond to wildfire.
- PUAFIR220 Respond to isolated structure fire.
- PUAFIR309 Operate pumps.
- PUALAW001 Protect and preserve incident scene.
- PUATEA004 Work effectively in a public safety organisation.
- PUAWHS001 Follow defined work, health and safety policies and procedures.

Individual units of competency and course curriculum will be tailored to suit your organisation operating risks and available equipment / staffing levels.

Average course duration is 14 days held on site.

Contact us for a detailed proposal and quote.

Emergency Response Team Training



Certificate III in Public Safety (Firefighting and Emergency Operations)



Certificate III in Public Safety (FFEO) is the technical skill set of emergency response personnel in the Fire, Rescue and Emergency Response Industry. This qualification provides the individual the technical skills and knowledge to operate in an emergency.

Available Units of Competency:

- PUAFIR309 Operate pumps.
- PUAFIR324 Render hazardous materials incidents safe
- PUAVEH001 Drive vehicles under operational conditions.
- PUAWHS002 Maintain safety at an incident scene.
- PUAFIR308 Employ personal protection at a hazardous material incident.
- HLTAID015 Provide advanced resuscitation & oxygen therapy.
- PUAFIR302 Suppress urban fire.
- HLTAID014 Provide Advanced First Aid
- PUAFIR301 Undertake community safety activities.
- PUAFIR303 Suppress wildfire.
- PUASAR024 Undertake Road crash rescue.
- PUASAR025 Undertake confined space rescue.
- PUASAR026 Undertake industrial and domestic rescue.
- PUASAR030 Undertake trench rescue.
- PUASAR032 Undertake vertical rescue.
- PUATEA002 Work autonomously.
- PUAFIR306 Identify, detect, and monitor hazardous materials at an incident.
- PUAOPE020 Lead a crew.

Individual units of competency and course curriculum will be tailored to suit your organisation operating risks and available equipment / staffing levels.

Average course duration is 16 days held on site.

Contact us for a detailed proposal and quote.

Certificate III in Emergency Response and Rescue



Certificate III in Emergency Response and Rescue is the technical skill set of emergency response personnel in the Industrial Sector. The sectors that this course applies to includes Oil, Gas & Petrochemical, Mining, Power Generation, Construction and Remote operations.

Available Units of Competency:

- HLTAID014 Provide Advanced First Aid.
- RIICOM201D Communicate in the workplace.
- RIIERR301E Respond to work site incidents.
- RIIRIS301E Apply risk management processes.
- RIIWHS201D Work safely & follow WHS policies / procedures.
- PUASAR022 Participate in a rescue operation.
- RIIQUA201D Maintain and monitor site quality standards.
- HLTAID011 Provide First Aid.
- PMAOMIR444 Develop incident containment tactics.
- PUAEME001 Provide emergency care.
- PUAEME002 Manage injuries at emergency incident.
- PUAAMS007 Coordinate search and rescue operations.
- PUAFIR207 Operate breathing apparatus open circuit.
- PUAFIR210 Prevent injury.
- PUAFIR324 Render hazardous materials incidents safe.
- PUAFIR306 Identify, detect & monitor hazardous material incident.
- PUASAR022 Participate in a rescue operation.
- PUASAR024 Undertake Road crash rescue.
- PUASAR025 Undertake confined space rescue.
- PUASAR027 Undertake land search rescue.
- PUASAR032 Undertake vertical rescue.
- RIIERR201E Conduct fire team operations.
- RIIERR203E Escape from hazardous situations unaided.
- RIIERR205D Apply initial response first aid.
- RIIERR302E Respond to local emergencies and incidents.
- PMAWHS211 Prepare equipment for emergency response.
- PUAEQU001 Prepare, maintain, and test response equipment.

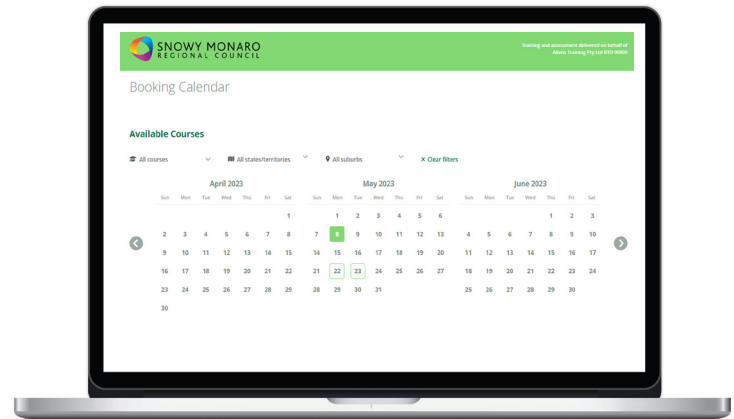
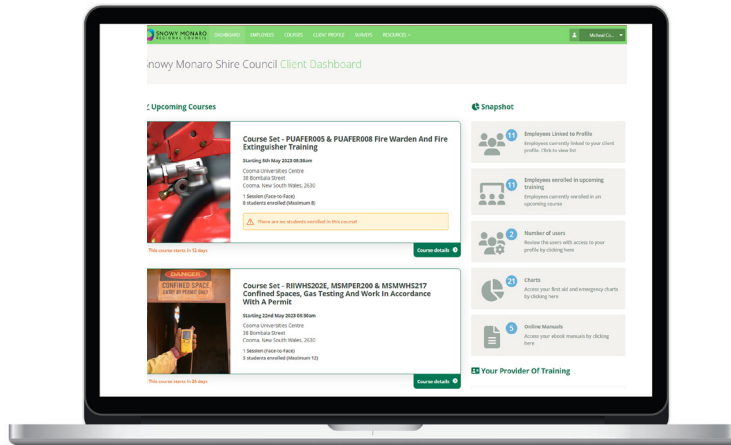
Individual units of competency and course curriculum will be tailored to suit your organisation operating risks and available equipment / staffing levels.

Average course duration is 16 days held on site.

Contact us for a detailed proposal and quote.

Learning Portal

Corporate clients get free access to a dedicated branded portal to manage bookings, reports, and learner records.



SRS provides additional resources to all learners and customers, talk to us today about how you can access workplace first aid and emergency charts and Online manuals.



Product Partners

Our team of experienced safety professionals can help identify cost efficient, suitable and reliable solutions to help protect your teams and mitigate workplace risks. We have partnered with the following manufactures to give our clients access to industry leading products and pricing.



SpanSet Australia

Height Safety Equipment
Confined Space Equipment
Lifting Equipment
Load Control Equipment



MSA Australia

Height Safety Equipment
Confined Space Equipment
Gas Detection Equipment
Breathing Apparatus



FastAid

First Aid Equipment
First Aid Kits
AED's



NEANN

Medical Bags & Equipment
Resuscitation Equipment
Immobilisation and Extraction
Defibrillators



Survival

First Aid Equipment
First Aid Kits
Snake bite kits



Draeger Australia

Gas Detection Equipment
Breathing Apparatus



DBI - SALA

Height Safety Equipment
Confined Space Equipment



Aero Healthcare

First Aid Equipment
First Aid Kits
AED's
Medical Supplies



LivCor

First Aid Equipment
First Aid Kits
AED's



Fire logistics

Fire Gear
Rescue Gear
Fire Hoses
Personal Protection Equipment



Volt Safety

Low Voltage Rescue Kits
Arch Flask PPE
LV / HV Safety equipment
Rescue equipment
Insulated gloves



Allens Training

First Aid Equipment
First Aid Kits



1300 774 757



Significant Risk Solutions

Po Box 227

Bega, NSW, Australia

info@significantrisk.com.au

www.significantrisk.com.au

FIRE
SAFETY
SECURITY
FIRST AID
TRAINING
COMPLIANCE
ENVIRONMENT

PREVENT • PREPARE • RESPOND • RECOVER